



Practical Guide for Scouts and Parents

TROOP 285



Table of Contents:

Table of Contents

INTRODUCTION	3
TROOP STRUCTURE.....	4
TROOP HISTORY.....	6
GENERAL EXPECTATIONS	8
SCOUTMASTER	8
TROOP POLICIES & RULES	8
SCOUTING IS A PARTNERSHIP	10
HOW PATROLS WORK.....	12
UNIFORM.....	13
COMMUNICATIONS IN THE TROOP.....	16
SCOUTBOOK BASICS:	17
ACTIVITIES	19
CAMPOUTS	21
ADVANCEMENT	23
EARNING RANKS PROCEDURE	24
MERIT BADGES	27
APPENDIX 1: CALENDAR OF CAMPOUTS & ACTIVITIES.....	29
APPENDIX 2: CONTACTS, ROSTER AND INFORMATION	30
APPENDIX 3: RECHARTER & REGISTRATION	31
APPENDIX 4: TRAINING.....	32



Introduction

Welcome to Troop 285. New Scouts and their parents should read this guide in its entirety to assure a smooth transition into the troop. In this guide you will find:

- Valuable information about the expectations of the Troop
- Structure of the communications system and the flow of information
- How your son will advance in his scouting journey
- The many activities we undertake and a typical schedule of yearly activities.

Reading and understanding the contents in this guide will make the Scouting experience much more meaningful for your Eagle Scout and for your family.

The policies in this guide are directed towards the following:

- Ensuring an organized program
- Helping the Scout to develop leadership skills.
- Helping each Scout to advance in rank.
- Developing Scout skills while having fun.
- Providing a basis for fair treatment of all involved.

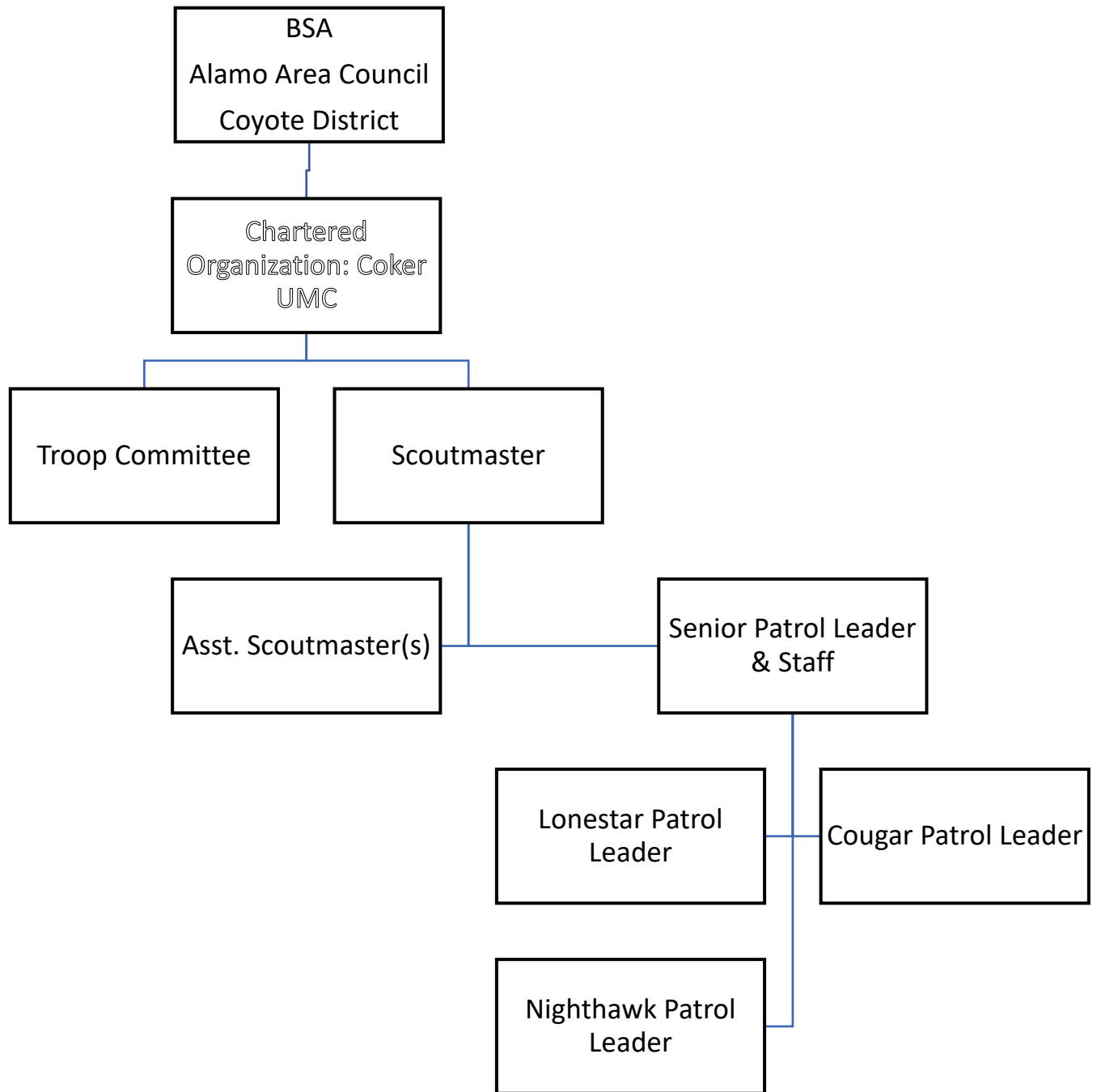
There are four aims of the Scouting program:

1. Growth in moral strength and character.
2. Citizenship awareness and participation.
3. Development of physical, mental and emotional fitness.
4. Develop leadership skills

These aims are met through the rank advancement process. Advancement helps the Scout to gain self-confidence. The values of the Boy Scout program are based on the foundations of the Boy Scout Oath, Law and Motto.



Troop Structure



The Troop organization is divided into five components. The cooperation and/or support of the membership of each component are important to the strength and vitality of the Troop.

- 1. The sponsoring organization:** Coker United Methodist Church maintains a charter from the Boy Scouts of America to conduct a Scouting program as part of the church's ministry to the youth of the community. The church provides meeting facilities and assists with other needs that are required to make a successful troop that is opened to all faiths.
- 2. The Troop Committee:** This committee is composed of adults from the sponsoring unit, the community, and the parents who are interested in the Scouting program. The committee chairman will recruit adults to fill committee positions, conduct a monthly meeting and provide other support required by the Scoutmaster. The Troop Committee usually meets at 7:00 pm on the Monday after the monthly camping weekend.
- 3. The Troop Leaders:** The adult leadership consists of the Scoutmaster, his Assistant Scoutmasters, Patrol Dads, Merit Badge Counselors and other members of the Troop Committee that take an active part in the weekly Troop meetings and other activities of the Troop.
- 4. The Parents:** The parents are a vital part of the organization needed to support the Troop and the individual needs of each Scout. All parents of Scouts are invited and encouraged to join the Troop Committee and to take part in Troop activities. Your enthusiasm and interest will impact and enrich your son's Scouting experience.
- 5. The Scouts:** Troop 285 is a boy-led troop, where a scout is elected as a Senior Patrol Leader (SPL). The SPL and his staff conduct weekly meetings and troop activities. All Scouts are divided into patrols to encourage comraderie, positive competition, and a greater leadership ratio to help guide scouts in rank advancements.



Troop History

Influencing three generations of Scouts, Troop 285 has excelled for over six decades at the art of creating lasting Scouting memories. Troop 285 has changed outwardly to meet the challenging demands of each generation, but has remained rock-solid in adherence to the tenets of the basic Scouting Program. It is flexible with the times but is "executed with dedication, vision and bodacious enthusiasm...still following the inherent basic guidelines as prescribed in the Boy Scout Handbook", says Bill McCalister, the Scoutmaster since 1977.

Troop 285 was born in 1954, the same year the United States Air Force Academy was created, RCA introduced the first color television, "Sports Illustrated" began publication, M&M candies introduced their M&M's with peanuts. The troop has evolved from a few boys meeting in the dairy barn of Vivian Jones near the corner of Bitters Road and Jones-Maltsberger to an average of 45 scouts and 35 adults conducting troop meetings and related scout activities in the renowned McCalister Scout Lodge on the campus of the troop sponsor, Coker United Methodist Church.

The troop maintains high standards for advancement. Many merit badges are taught in- house by professionals in the particular fields and without compromise on standards.

Learning and practicing leadership skills are vital to the Scouts. Scouts must apply for leadership positions with a written application and are mentored and evaluated on their performance over a six-month term.

After graduation from college, the memories center on friendships, mentors, and knowing how to persevere in life. All of this is made possible by leadership with vision and role models with strong moral convictions generously given to the Scouts.

The Adult Leaders in our Troop know and are committed to these values and principles as a moral compass to teach and prepare our maturing Scouts on their way to becoming responsible leaders in our society. We all are in this journey together.



Outdoor basics continue to be emphasized through camping and Scout skill activities. They served as a hands-on laboratory to develop leadership and general knowledge of survival skills. We have camping and backpacking opportunities around the state, nationally and internationally. The Troop 285 program is committed to High Adventure activities and our scout lodge is a photo diary documenting all the adventures the scouts have enjoyed.

The Troop has celebrated the Courts of Honor for over 225 Eagle Scouts



General Expectations

Scoutmaster

Set the example: Come to many activities as possible in your proper uniform. Behaving properly; showing respect to others and by being organized; and thoughtful of the Troop.

Be prepared: Plan ahead. Follow the necessary steps to get ready. Evaluate the desirable outcomes and keep in mind that plans change and we have to learn how to adapt.

Take your role seriously: Be proud of what you do, and seek to make your contributions to the Troop more relevant by assuming responsibilities. In short words: Grow/learn by doing. Don't just show up; participate.

To participate: participation half of what is needed to be successful in life.

The Scoutmaster's vision is very simple. He teaches them, demonstrates them, and leads by example.

Troop Policies & Rules

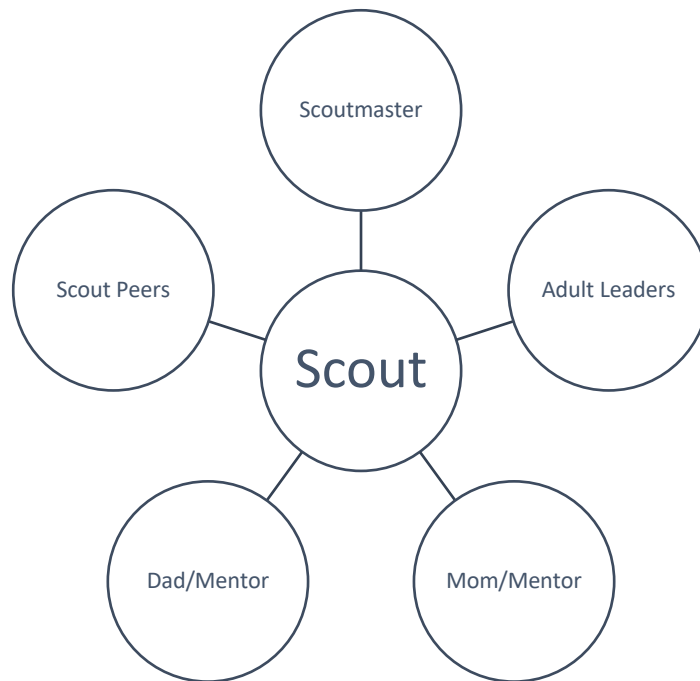
These rules are considered necessary to ensure proper operation of the Troop.

- All Scouts are expected to obey the Scout Law, Oath, Motto and Slogan.
- Proper uniforms are to be worn at all official Scout functions. The required uniform is set by the Scoutmaster, but generally is as follows:
 - August – May: Class A uniform – official BSA shirt, trousers or shorts, neckerchief, slide, belt and buckle, brown shoes or hiking boots. When shorts are worn, BSA socks are required.
 - June-August: Class B – a Troop 285 t-shirt with BSA shorts, socks, and belt and buckle.
- Each Scout will conduct himself properly at all times. Repeated issues of conduct will be conferred to the parent and may require suspension from the Troop or camp.

- Participation in all events is highly encouraged. Rank advancement and other awards are earned at a self-paced rate. Parents/Mentors who are involved in scouting activities will help guide their son to be an enthusiastic and engaged scout. Keeping them on the advancement track. Attendance and participation by scouts and parents support scout spirit.



Scouting is a Partnership



Each partnership is important to the Scout's success and the quality of their Scouting experience. A parent/mentor can best contribute by becoming an active member of the adult leadership of the troop. As you become engaged with the troop and understand the scouting program and expectations, you can incorporate them in the daily routing of your home so that scouting is not an activity, but rather a lifestyle. Moms play a critical role in helping their son meet each target along the Scouting Trail in Troop 285.

The official troop policy is that campouts are a father/son experience for the importance of mentorship and male bonding. Summer and spring break activities offer opportunities to the entire family. Some ways parents can support the troop are:

- Secretary for Committee Meetings
- Merit badge counselor
- Ticket coordinator for Fiesta Parades
- Registration coordinator
- Special events planning/coordinating
- Be a mentor and guide for scouts and families while your son serves in a leadership roles.

- Historical Committee
- Training Coordinator
- Social Media Coordinator

Most importantly: Scouts who participate and stay focused are more likely to achieve the status of Eagle Scout. Naturally, with school and other distractions, they can falter on their path to Eagle.

Please volunteer in a role where you feel comfortable or create a new one! Suggestions are always welcome.



How Patrols Work

The patrol method allows Scouts to interact in a small group outside the larger troop context, working together as a team and sharing the responsibility of making their patrol a success. A patrol takes pride in its identity, and the members strive to make their patrol the best it can be.

Troop 285 has the following patrols:

- **New-Scout patrols** are for 11-year-old Scouts who have recently joined the troop and are together for the first year in the troop.
 - **Lone Star Patrol:** For scouts who have just crossed over and are working on their Scout, Tenderfoot, and Second Class ranks.
- **"Regular" patrols** are made up of Scouts who have completed their **First Class rank** requirements. They have been around Scouting long enough to be comfortable with the patrol and troop operation and are well-versed in camping, cooking, and Scouting's other basic skills. Troop 285s patrols have names such as Nighthawk and Cougar
- **Staff Patrol** consists of all boy leaders in the troop and is led by the Senior Patrol Leader. This includes all Patrol Leaders, Assistant Patrol Leaders, Den Chief, Quartermaster, Chaplain Aide, Order of the Arrow (OA) Representative, Junior Assistant Scoutmaster, and Instructor.



Uniform

The Scouting program in America has always included uniforms for its members and volunteers to identify members and show they are part of the Boy Scouts of America. Scouts and leaders should wear their uniforms to all patrol meetings, troop meetings, and scout outings.

The tan and green Boy Scout uniform is a well-known symbol of American scouting. All scouts in the program wear the same uniform with the major differences being the badges each scout has earned and the troop specific neckerchief.

The official dress uniform is commonly referred to as the 'Class A' uniform but, officially known as the "Field Uniform". Most scout troops also have an "activity uniform", referred to as 'Class B' which is often a t-shirt customized just for the troop. Activity uniforms are worn for work projects, sporting activities, and other events in which the dress uniform might get damaged.

See BSAUniforms.org for details or this PDF File

Field Duty Uniform (Commonly known as Class A):

- Official short sleeve shirt
- Green Shoulder Loops
- Troop 285 Numerals
- World Crest
- Patrol Patch
- Official scout pants or shorts (optional)
- Official BSA tweed belt
- Brown shoes or hiking boots
- Official BSA /troop 285 cap (optional)
- Troop 285 neckerchief and slide
- Boy Scout Handbook
- Merit Badge Sash: Only worn for Boards of Review and Courts of Honor



Class B: An alternate uniform (Class B) with the Troop T-shirt is allowed for certain functions in the summer. The Scoutmaster will designate the appropriate uniform by event.

Always Wear a Complete Uniform

The Uniform is an important part of delivering the complete Scouting experience to your scout.

Wearing uniforms has been a method of the Scouting movement from the beginning. Decades of experience show uniforms have many benefits, including these:

- **Equality** – The uniform represents a democratic ideal of equality. Scouts from various cultures and different economic levels wear the same uniform and cooperate as equals.
- **Identification** – the uniform identifies a scout as a member of the Boy Scouts. Badges on the uniform tell other members that he belongs to their Patrol, Troop, and council. The uniform itself identifies a good citizen to the entire community.
- **Achievement** – The uniform displays badges and other awards so the accomplishments of each Scout can be immediately recognized.
- **Commitment** – Wearing a uniform is a constant reminder to each Scout of their commitment to the ideals and purposes of Scouting: duty to God, loyalty to country, and helpfulness to others.

For these reasons, all parents and Leaders should emphasize to their Scouts the importance of wearing the correct uniform at all occasions.


Use the following websites or go the Musselman Scout Shop.

<https://www.scoutshop.org/uniforms-and-apparel>

https://www.scoutshop.org/uniform_builder

<https://filestore.scouting.org/filestore/pdf/34283.pdf>





Merit Badge Sash: If worn, merit badges are attached to front (and back, if needed) of sash. Venture/Varsity letter is attached at bottom front corner. Temporary insignia may be worn on back.

Shoulder Epaulets: Red shoulder loops identify Boy Scouting (all members of a troop). Blaze (orange) loops identify Varsity Scouting.

Right Sleeve: U. S. flag. Only the most recently earned Quality Unit Award may be worn below patrol emblem or below National Honor Patrol star. Musician badge, if in band or drum corps, is worn 1/2 inch below patrol emblem. Up to six merit badges may be worn on the long-sleeve shirt in two columns of three starting 3 inches above the bottom edge of the cuff.

Left Sleeve: Council patches, unit numeral, and badge of office are worn as shown snug up, and touching each other. Badge of office is centered below and touches unit numeral. The veteran unit bar (25, 50, 55, 60, 65, 70, 75, or 80 years) is positioned above and touching troop numeral and in turn touching council patch. Den chief cord is worn over the left shoulder and under epaulet.

Right Pocket: Jamboree insignia (only one) worn above BSA or interpreter strip. Order of the Arrow lodge insignia worn on pocket flap. Temporary insignia worn centered on the pocket. Flap buttoned. The Varsity or Venture strip is worn above the BSA strip or above the interpreter strip. Nameplate, if worn, is centered above the BSA strip, interpreter strip, and Venture or Varsity strip.

Left Pocket: Service stars above the pocket. If a medal or embroidered knot for youth members is worn, service stars are raised. Embroidered square knots are worn centered above the pocket in rows of three. Not more than five medals may be worn, pinned centered immediately above the pocket (extending over knots if both are worn). The wearing sequence for knots or medals is at the wearer's discretion and lead color is to the wearer's right. Badges of rank are worn centered on the pocket above the Arrow of Light Award. Flap buttoned. The World Crest is worn centered horizontally over the left pocket and vertically between the left shoulder seam and the top of the pocket.

Communications in the Troop

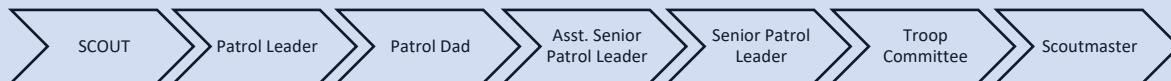
How to find out what's happening:

RSVP YES or NO!

- To every event
- Expenditures based on headcount
- It's the proper thing to do

- **Troop Leadership Committee (TLC) Meetings:** These are open meetings held once a month on the Monday evening (7:00 pm) following a campout.
- **Troop Emails:** You will receive emails regarding meetings, activities and campouts from Troop 285 or Scoutbook.
- **Patrol Communication:** Each patrol leader will use the best method for his patrol. This may be an app, text, email or Scoutbook patrol forum.
- **Troop Facebook Page:** Facebook.com/Boy-Scout-Troop-285-San-Antonio
- **Troop website:** www.Troop285sa.org
 - Calendar
 - Photos
- **Scout Lodge Bulletin Board:** You find signup sheets for merit badges, camps and Board of Reviews. It is located in the back of the Scout Lodge, right side.
- **Scoutbook is an advancement tracking tool that also has messaging and calendar features.**

Other members of the Troop – When a scout has a question, he should always start by asking the **Patrol Leader**. The chain of command for communication and scout support is as follows:



It takes time for the scouts to gain confidence in developing the skills of asking and getting information. Help them to reach that goal. We want them to be able to advocate for themselves.





Scoutbook Basics:

After registering with the Troop, you will receive an email from Scoutbook.

Important Steps to Get Started:

1. Click on the link provided in the email and set up a username/password.
2. Click on “My Account” and then “Edit Profile.”
3. Ensure that all of your contact information is correct. Save.
4. Add a cell phone number if not already there, and click on “Verify.” Follow the steps. Save.
5. Click on your scout’s name, then “Edit Profile” and ensure that all contact info/school and grade info are correct. Save.
6. Upload picture
7. On the same page (Scouts Name, Edit Profile), at the bottom, click on the link that says, “Invite Scout to Connect.” Enter the scout’s email and save.
 - This allows the scout to have access to track their own advancement.

Parents and Scouts have access to:

- Edit their own profiles
- View scout’s advancement, awards, etc. (in progress and completed)
- Mark items as “completed” on a certain date and post any notes about the item.
- Invite Merit Badge Counselors to connect to the scout for approval of merit badges
- Send messages to others through Scoutbook
- RSVP to events

Places to click and look around:

- My Dashboard – Unit, Scout, My Account
- My Account – Edit Profile, Adult Leadership positions, training, etc.
- Scout’s Advancement - Ranks and Merit Badges
- Scout’s Awards – All other awards (ex: Totin’ Chip, Cyber Chip, Religious Emblems, etc.)



- If you have questions, email Risa Alonso at risa.alonso@gmail.com

These communication system are used with the best intentions to be effective and successful. All suggestions for improved communication are welcome.

IF YOU DON'T KNOW, ASK!

REMEMBER, WE ARE ALL VOLUNTEERS!



Activities

This is a list of the Troop's standard activities. Each activity provides us with an opportunity to tell the community about Troop 285. Always wear Class A or Class B as dictated by the event.

- **Troop meetings:** Most Mondays. Starts promptly at 7:00 pm. Scouts do presentations on topics of interest in coordination with the Senior Patrol Leader; scout skills activities; logistics of future campouts or activities. Scouts can help put out and clean up chairs. Class A Uniform.
- **Troop Leadership Committee (TLC):** One Monday a month, usually after a campout. Led by the Troop Committee Chairperson, covering past, present and future events. All parents are welcome. Senior Scout Staff meet on these nights but no regular Scout meeting is held. Class B Uniform. Court of Honor – Ranks, merit badges and other honors are awarded to scouts. Held every August, February and May.
- **Service Projects:** There are two that are done on regular basis at the Guadalupe River State Park, one in the Spring and the other in the Fall. There are other opportunities that come along during the year, as needs arise.
- **Change of Leadership:** Happens twice a year in April and October. Scouts apply for leadership positions and go through election and selection process.
- **Fundraising Activities:** The troop provides opportunities for scouts to raise funds that go directly to their personal scout account for summer camps and trips.

There are 3 main opportunities:

- **Fertilizer Sales:** Organic Fertilizer that can be delivered in bags or spread by the scout for an additional fee (March).
- **CokerFest:** An arts and crafts festival held by Coker Church. Our troop has traditionally packed and served lunches for a fee (Nov).
- **Alamo Bowl:** Our troop sells programs at the Alamo Bowl (Dec).

- **Troop Fundraiser:** Our troop hosts a section of the day and night Fiesta parades. Our scouts are responsible for setting up and taking down the chairs in our area (March/April).
- **Eagle Rank Projects:** 3-7 Eagle Scout Service Projects are performed throughout the year with scouts volunteering to help out the Eagle candidate by supplying service hours for each one.
- **Campouts:** Several 2 -day weekend campouts are schedule during the academic year. During the summer we have campouts and High Adventure activities that can last from one week to two weeks.
- **Blood Drives:** We host blood drives for the Blood & Tissue Center as a service to the community. Usually done either once or twice per year at the Scout Lodge.



Campouts

GENERAL CALENDAR

ACADEMIC YEAR



- **September:** Bear Creek Challenge; Bear Creek Scout Reservation, Hunt Texas
 - Scout skills and teamwork competitions
- **October:** Guadalupe River State Park, Spring Branch, Texas
 - Service Project
- **November:** Campout Adventure
 - Exploring different parks around Texas.
- **January:** Pike Davis Ranch, Marble Falls, Texas
 - Backpacking camp with scout skills competitions ton include 5 mile backpacking, orienteering, and flag retirement ceremony
- **February:** Campout at select sites around San Antonio such as Colorado Bend State Park, Bend, Texas or Enchanted Rock State Natural Area, Fredericksburg, Texas
 - Caving and other adventure opportunities
- **March:** Spring Break Big Bend Adventure
 - Intro to Troop 285 High Adventure
 - Historical/geological education
- **April:** Guadalupe River State Park, Spring Branch, Texas
- **May:** Richard Newberry Triathlon; Camp Fawcett, Barksdale, Texas
 - Scouts try for their personal best in cycling, swimming and running

SUMMER

Most of these camps are coordinated by BSA, occasionally others are adventures completely planned by members of the Troop

- Lost Pines Scout Reservation, Bastrop, Texas
 - For first year scouts
- Camp Wehinahpay, New Mexico
- Camp Peaceful Valley, Ebert, Colorado



- Earn Merit badges
- High adventure
- Florida National High Adventure Sea Base, Islamorada, Florida
- Philmont Scout Ranch, Cimarron, New Mexico
- Northern Tier National High Adventure Program, Ely, Minnesota
- Wind River Range, Wyoming – Outstanding opportunity to hike this mountain range along the Rocky Mountains
- Bob Marshall Wilderness Complex, Montana – Located in the northern Rocky Mountains along the Continental divide
- Bissett
- International Excursions
 - Past travels have included:
 - Galapagos Islands, Ecuador
 - Switzerland
 - Canada
- And so many more....

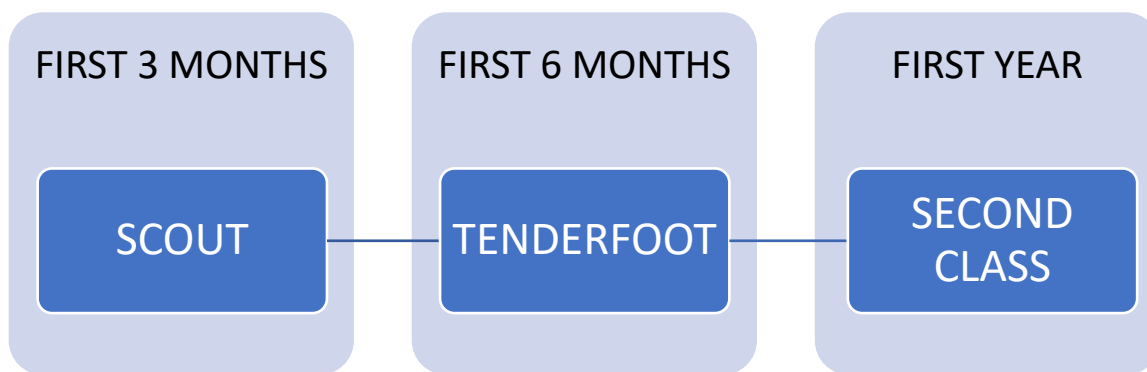
HIGH ADVENTURE CAMPS ARE FOR SCOUTS 14 YEARS AND OLDER.



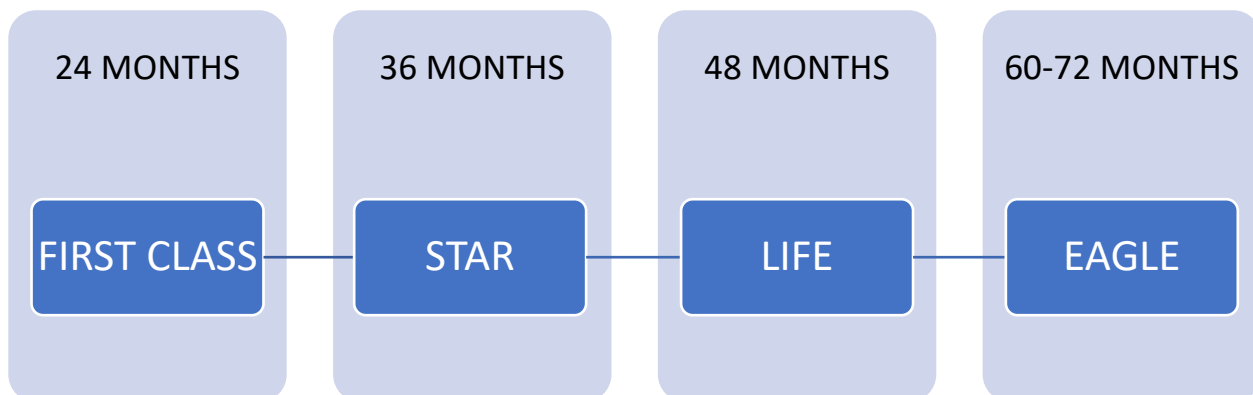
Advancement

Advancement through the ranks of Scouting is taken very seriously by our Troop Leaders. Scouts' advancement show their commitment to the Scouting program and to the spirit of Scouting. Using the Scout Handbook and being actively involved is the key to advancement.

In Scouting, we have 7 ranks. Your scout's advancement is assessed through a Scoutmaster Conference and a Board of Review for each rank.



Leadership roles are available for scouts who are First Class and above:



The Troop 285 suggested schedule allows a scout to mature and learn the long lasting lessons and skills that Scouting has to offer.



Earning Ranks Procedure

1. Sign-off of Rank Requirements

Participate and accomplish all the requirements for the rank from the Scout Handbook and have them signed off by a Troop leader.

2. Scoutmaster Conference

When a Scout has completed all requirements for a given rank and they've been signed off, the scout is ready for his Scoutmaster Conference. The Scoutmaster Conference form located on the troop website must be filled out by the scout and emailed with a request to schedule a meeting with the Scoutmaster. Class B Uniform is acceptable for this conference.

Purpose of the Scoutmaster Conference:

- To review the Scout's advancement record and make sure that the dates of advancement and sign-offs in his Scout Handbook and progress records are the same.
- To encourage the Scout to continue his advancement toward Eagle.
- To review skills with the Scout.
- To assist the Scout with his preparation for the Board of Review by providing pointers on what to expect.
- To discuss any problems the Scout is having in the program and to assure that the program is meeting the needs of the scout.



3. Boards of Review

The Board of Review is a time to determine the Scout's attitudes, accomplishments and acceptance of the scouting ideals.

- Sign up for your board on the sheet on the bulletin board located in the back of the Scout lodge.
- Print out the correct Board of Review form and all other required forms pertaining to the rank you are seeking.
- Bring your fully signed off Scout Handbook along with all required items stated on your rank form.
- Be ready to be tested by the older advancement boys (Star rank or higher) and selected adults.
- Full class-A Scout uniform, including shirt, pants, belt, merit badge sash, neckerchief, slide, Scout socks and dark shoes—no tennis shoes or sandals are permitted.

Preparation:

The Board of Review is not a training session – it is a time to show that you have already mastered the required. Material. Here's how you do it:

1. The Scout Handbook is your reference guide. Your Patrol Leader is your mentor. Your Patrol Leader will introduce you to the skills and activities for your rank. Use your Scout Handbook as your study guide – read, highlight, and underline pertinent information. Practice skills and knowledge with your parents and patrol. The more you practice, the better prepared you will be. If you have any questions or need to a skill demonstrated, be sure to ask your patrol leader.
2. When you think you know it, explain what you have learned to your parents.
3. Once you understand and can demonstrate/explain our requirement, go to any adult leader to sign off on your requirements. When you meet with the adult leader, have your book open to the proper page for them to sign and know which pages cover the material. You also need to have a pen in hand – give that to the leader when you hand

them the book. Don't expect others to be prepared for you. That is what it means to "Be Prepared" as it relates to advancement. It also means that you will probably advance much more rapidly while at the same time you develop great life skills.

- 4. Court of Honor** – The Court of Honor ceremony is held three times per year: February, May and August. Recognition of rank advancement, merit badges and other recognition awards are presented during this ceremony. Scouts and parents are highly encouraged attend all Courts of Honor to receive their recognition and show support for all Scouts within the Troop.

Troop 285 uses **Scoutbook.com** to track the advancement in Scouting. Parents and eventually, the scout, are responsible for entering their information.

ALL SUPPORTING FORMS CAN BE FOUND AT:

[HTTP://WWW.TROOP285SA.ORG/INDEX.PHP/HOW-TO/ADVANCEMENT](http://www.troop285sa.org/index.php/how-to/advancement)



Merit Badges

Merit Badges allow scouts to examine specific subjects thoroughly; possibly resulting in a future career field. Merit Badges are required on your journey to becoming an Eagle Scout and are earned via Merit Badge Counselors who are experts in the field. These badges can be earned at summer camps, troop meetings, Alamo Area Council's Merit Badge University events or with specially coordinated additional meetings. We recognize Scouts who apply themselves and earn at least 50 merit badges with the "Big Fifty Award".

Over 130 Merit Badges are offered by BSA. A recommended path to earn certain Merit Badges in Troop 285 is:

- **Scout's first year** Merit Badges provide a foundation for participation in other activities and should include the following:
 - Swimming
 - Personal Fitness,
 - Family Life
 - First Aid
- **Scout's second year** Merit Badges should include the following:
 - Citizenship in the Community
 - Pioneering
 - Cooking
 - Environmental Science
 - Life Saving
- **Scout's third year** Merit Badges should include the following:
 - Citizenship in the Nation
 - Camping
 - Hiking
 - Cycling

A GREAT REFERENCE FOR MERIT BADGE WORKSHEETS AND OVERALL SCOUT ADVANCEMENT IS

[HTTP://WWW.USSCOOTS.ORG/MB/WORKSHEETS/LIST.ASP](http://www.usscouts.org/mb/worksheets/list.asp)

A CURRENT LIST OF MERIT BADGE COUNSELORS CAN BE FOUND AT

TROOP285SA.ORG



Important Notes:

- ***=Eagle Required** : Troop 285 does require that most Eagle-required Merit Badges to be taught and earned only within the Troop. These Merit Badges are foundational and emphasize life skills which are taught by experts in their fields. If these Merit Badges should be earned other than within Troop 285, the scout may be required to re-take some of the requirements.
- Backpacking, Reading, Sustainability, and Scholarship are mandatory in Troop 285

Appendix 1: Calendar of Campouts & Activities

*These are emailed out by season via Scout Book. Note that a year round calendar will be sent out when activities return to normal.



Appendix 2: Contacts, Roster and Information

Key Leadership and Staff:

Role	Name	Phone	Email
Scoutmaster	Bill McCalister (Mr. Mac)	210-471-8244	bmccalister@livejoubert.com
Assistant Scoutmasters			
	Dave Kibler		djkib@gvtc.com
	Ted Lee		tedlee@gunn-lee.com
	Jim Lynch	210-887-6066	texaslynches@sbcglobal.net
	Tom Taylor		
	Bo Jackson	210-389-8888	
	Alan Gustin	210-259-9772	alan@gustin.org
	Ben Lagueux	210-516-5549	benlagueux@gmail.com
	Zack Taylor		Jzt1@aol.com
	Luis Miranda	210-218-4513	Miranda120703@aol.com
Key Staff:			
Committee Chair	Bob Raymond	210-365-6632	Braymond6@gmail.com
Treasurer	Pat Lopez		lopezpatrick@gmail.com
Medical	Zack Taylor		
Support Staff:			
Registration	Tara Niebergall	936-697-4114	taranieb@icloud.com
Scoutbook	Risa Alonso	210-264-2914	risaalonso@gmail.com
Fiesta Ticket Sales	Risa Alonso	210-264-2914	risaalonso@gmail.com
Fertilizer Sales	Scout Balfour	210-240-1762	unxman@gmail.com



Appendix 3: Recharter & Registration

Our charter year follows the calendar year. To meet this deadline, we process recharter payments and paperwork by the second Monday in November.

Registration is comprised of the following:

New/Transferring Scout or Adult

- BSA ADULT Application or SCOUT Application. You will need to provide:
 - Hard Copy and Original
 - Registration Order Form (can be found on Troop website/emailed)
 - Proof of Youth Protection Training (Adult Volunteers)
 - Permission and Release of Liability Form
 - Medical Form: Complete Parts A, B, & C
 - Copy of Insurance Card
 - Immunization Dates
 - Dr. Signature on Part C
 - Parent Signature

Returning Scout or Adult

- Registration Order Form
- Proof of Youth Protection Training (Adult Volunteers)
- Medical Form: Complete Parts A, B
 - Parent Signature



Appendix 4: Training

Once an adult is registered as a committee member, he/she will need to complete the following training:

- Youth Protection Training
- Troop Committee Training

Training can be found at myscouting.com.

For registration, any adult without this training will be dropped from the roster and will have to reapply once their training is complete.



Appendix 5: Advancement Forms by Rank

Hard Copy will have actual copies of forms.

Requirements and forms

Tenderfoot

- [Scoutmaster Conference-Tenderfoot.pdf](#)
- [Board of Review-Tenderfoot.pdf](#)

Second class

- [Scoutmaster Conference-Second Class.pdf](#)
- [Board of Review-Second Class.pdf](#)

First Class

- [Scoutmaster Conference-First Class.pdf](#)
- [Board of Review-First Class.pdf](#)
- [First Class Map Reading Quiz.pdf](#)

Star

- [Scoutmaster Conference-Star.pdf](#)
- [Board of Review-Star.pdf](#)
- [Star Checklist .pdf](#)

Life

- [Scoutmaster Conference-Life.pdf](#)
- [Board of Review-Life.pdf](#)
- [Life Checklist .pdf](#)

Eagle

- [Alamo Area Council Life-to-Eagle](#)
- [Diamondback District Trail to Eagle: Board of Review information](#)



TROOP 285 SCOUTMASTER CONFERENCE

Tenderfoot

The Tenderfoot Rank is the first step along the Trail to Eagle. It is important that each Scout have a solid foundation as he begins his journey. The focus of the rank is an introduction to the ideals and philosophy of the Scouting program and an introduction to the basic Scout skills. Be prepared to discuss the following with the Scoutmaster:

A) BOY SCOUT HISTORY

1. The Industrial Revolution caused a major transformation of society in the late 19th century, which, in part, inspired the creation of the Scouting program. Research this subject and describe it.
2. Research the early history of Scouting. Tell some interesting facts about Ernest Thompson Seton and Daniel Carter Beard.
3. How did the Scouting program come to America?

B) BOY SCOUT PHILOSOPHY

1. What is philosophy?
2. What is symbolism?
3. Describe some of the symbolism used in the Scouting program.
4. What is an oath?
5. What is Honor?
6. What does being “morally straight” mean?

7. Explain in your own words each point of the Scout Law.

8. Describe some of the symbolism from our Native Americans in the Scouting program.

A) FIRST AID

1. Describe preventative measures and care for blisters on the feet.

B) NOTES:

This conference generally requires an hour for discussion. Parents should review the information thoroughly with the scout prior to the conference.

Scouts should use the dictionary, encyclopedia, and other reference materials as needed for the responses.

The Scout may provide the responses on a separate sheet if he needs more room than provided by the form.

Refer to the Scout Handbook for question #7. The Scout should know key phrases for each point of the Scout Law.

The Scout must bring the correct socks and a sample of moleskin to the conference.

When you have completed all of the written responses, give them to the Scoutmaster for review. If acceptable, the Scoutmaster will then schedule a conference for oral discussion.

SCOUT: _____

PARENT: _____

DATE: _____



BOARD OF REVIEW SHEET: TENDERFOOT

NAME: _____ DATE OF BOARD: _____

You must be in a full Class "A" uniform when appearing before your board of Review. Bring your Boy Scout Handbook, a length of rope (3 feet), and this sheet with the appropriate blank (s) filled in. "the following are the minimum requirements for this Scout rank. In addition, you may be asked questions about or to demonstrate your proficiency of the requirements for the rank of Scout. A thorough review of the applicable portions of your Boy Scout Handbook will prepare you for your board.

1. Repeat from memory and explain in your own words the Scout Oath, Law, Motto and Slogan.
2. Tell about one troop campout you have attended and the equipment needed.
3. Describe the Scout Badge.
4. Demonstrate how to correctly fold the American Flag.
5. Explain what to do if you are lost.
6. Tie and give one use for the following knots: Square Knot, Taut-Line Hitch, and Two Half Hitches.
7. Demonstrate the Heimlich Maneuver-tell when it is used.
8. Identify local poisonous plants-discuss treatment.
9. Explain first aid for the following:
 - a. Ticks.
 - b. Blister on the foot.
 - c. Nose bleed.
 - d. Poisonous snakebite.
 - e. Simple cuts and scratches.
 - f. Minor burns.
10. Explain Scout Spirit and give an example of how you have demonstrated Scout Spirit recently.

() Approved

() Disapproved with reason:

BOARD CHAIRMAN

TROOP 285

SCOUTMASTER CONFERENCE

Second Class

The focus of the Second Class rank is an introduction to the basic outdoor skills of the Scouting program. It is imperative that the scout practices these skills until he can master them, as they will be essential for High Adventure. Be prepared to discuss the following with the Scoutmaster:

A. BASIC SCOUT SKILLS

1. Compass

Describe how a compass works. Give the name and degrees of the four main directions. (pp. 361-364)

2. USGS Topographical Map

- a. Name the four essential items in the map legend. Tell their purpose. (Map)
- b. Name the five colors used on a topographical map and tell what they represent. (pp. 353-357)

3. First Aid

- a. Describe the first aid for the three “hurry” cases. (pp. 160-165; 167-169)
- b. Describe the four steps in care for a puncture wound caused by a snagged fishhook. (p. 146)
- c. Bring a note from Dr. Taylor attesting to your ability to perform the Heimlich Maneuver.

4. Wildlife Observation

Name five of the ten wild animals you observed in our community. (pp. 218-231)

B. SERVICE TO OTHERS

Describe your participation in a service project.



C. PATROL LEADER REVIEW

Your Patrol Leader will verify that you are proficient in the Basic Scout Skills after reviewing them with you.

Patrol Leader: _____

Scout: _____

Date: _____



TROOP 285

SCOUTMASTER CONFERENCE

First Class

The First Class rank represents the mastering of basic Scout skills. The Scout will utilize these skills in the outdoors for the rest of his life. It is imperative that he knows how to use these skills by rote. In fact, he must know them so well that he can teach them to others. Be prepared to discuss the following with the Scoutmaster:

A. SCOUT SKILLS

1. Compass

Name the parts of a compass. Give the name and degrees of the four main directions. Explain how to take a bearing to a landmark. (pp. 361-366)

2. USGS Topographical Map

a. Give the name and purpose of the four essential items in the map legend. (Map)

b. Map Symbols

(1) Complete the Map Reading Quiz.

(2) What is the color and shape of the symbol for man-made objects? (p. 355)

(3) Draw the following symbols: (p. 355; Map)

Footbridge	Trail	School
Orchard	Church	Intermittent Stream

(4) What do the letters B.M. mean? (Map)

3. Plants

Name five of the ten native plants you identified. (pp. 206-215)

4. Knots

Tie the following knots: (pp. 382-390)

Square	Two Half Hitches	Clove Hitch
Bowline	Timber Hitch	Sheet Bend

5. First Aid

- a. Describe the cause of shock. Tell how you would recognize it.
- b. Describe the treatment for shock. (pp. 170-171)

6. Describe three things to avoid when using the internet. (p. 51)

B. SCOUT SPIRIT

- 1. Describe how you have demonstrated Scout Spirit in your patrol.
- 2. Describe your Community Service since earning the Second Class Rank.
- 3. Tell about your participation in your church or synagogue.

C. PATROL LEADER REVIEW

Your Patrol Leader will verify that you are proficient in the Basic Scout Skills after reviewing them with you.

Patrol Leader: _____

Scout: _____

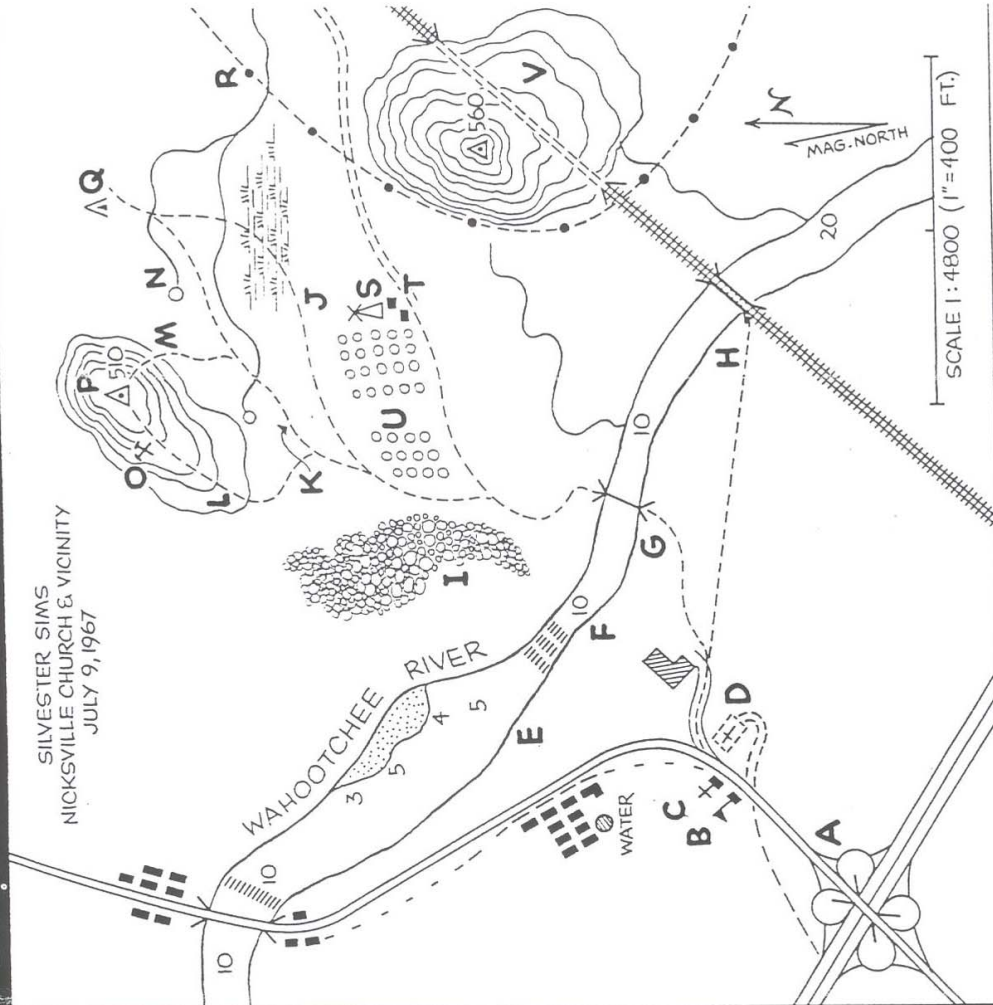
Date: _____

MAP READING QUIZ

PROBLEMS:

DATE: JULY 9, 1967. LET'S SUPPOSE YOU'RE STARTING A HIKE AT **A** AND HEADING FOR **Q**.

- ① FOR LOCAL INFORMATION OR IN CASE OF EMERGENCY WOULD YOU GO TO **B**, **C**, OR **D**? WHY?
- ② THE WAHOOTCHEE RIVER FLOWS FROM **NW** TO **SE**. TO PADDLE DOWNSTREAM, WOULD IT BE SAFER TO LAUNCH CANOES AT **E** OR **F**? WHY?
- ③ WOULD YOU CROSS THE RIVER AT **G** OR **H**? WHY?
- ④ WHERE WOULD YOU MOST LIKELY FIND FIREWOOD—**I** OR **U**? WHY?
- ⑤ WHICH TRAIL WOULD YOU TAKE—**J** OR **K**? WHY?
- ⑥ WHICH IS THE EASIER WAY TO REACH **P**—TRAIL **L** OR **M**? WHY?
- ⑦ WOULD YOU AVOID GOING INTO **O**? WHY?
- ⑧ HOW HIGH IS HILL **P**?
- ⑨ WHERE IS THE NEAREST PLACE FROM **Q** TO GET WATER?
- ⑩ WHAT DOES THE SYMBOL AT **Q** STAND FOR?
- ⑪ THERE ARE STEEL TOWERS ALONG **R**. IS IT SAFE TO CLIMB THEM?
- ⑫ WHAT DOES THE SYMBOL AT **S** STAND FOR?
- ⑬ IF YOU WANTED SOME WATER FROM A WELL NEAR **U**, WHERE WOULD YOU ASK? WHY?
- ⑭ WHERE IS PROBABLY THE SAFEST PLACE ON THE RIVER TO GO SWIMMING?
- ⑮ DOES RR GO OVER HILL AT **V**?



Reprinted from **BOYS' LIFE** for all boys

No. 26-021



BOARD OF REVIEW SHEET: FIRST CLASS

NAME: _____ DATE OF BOARD: _____

You must be in a full Class “A” uniform, including merit badge sash, when appearing before your Board of Review. Bring your Boy Scout Handbook, a compass, a pocket knife, a length of rope (3 feet), and this sheet with the appropriate blank (s) filled in. The following are the minimum requirements for this Scout rank. In addition, you may be asked questions about or to demonstrate your proficiency of the requirements for the rank of Scout, Tenderfoot, and Second Class. A thorough review of the applicable portions of your Boy Scout handbook will prepare you for your board.

1. Repeat the Scout Oath, Law, Motto and Slogan.
2. Be prepared to describe the Scout Badge.
3. Explain how to find directions during the day and night without using a compass.
4. Explain the meal you prepared as your patrol’s cook on a campout, how it was prepared and how the food was handled prior to preparation.
5. Tie and give one use for each of the following knots: Square Knot, Taut-Line Hitch, Bowline, Timber Hitch and Clove Hitch.
6. Explain your constitutional rights and obligations as a U.S. Citizen.
7. Explain the five most common signs of heart attack. Explain steps in C.P.R.
8. Orient a map, give the names of the contour lines and their significance and identify four map symbols selected by board members.
9. Take a bearing with a compass. Explain what map symbols mean. Demonstrate how a compass works.
10. Tell what precautions must be taken for a safe trip afloat.
11. Describe the three things you should avoid doing related to use of the internet. Describe a cyberbully and how you should respond to one.
12. Explain Scout Spirit and give an example of how you have demonstrated Scout Spirit recently.

Approved

Disapproved with reason:

BOARD CHAIRMAN



TROOP 285

SCOUTMASTER CONFERENCE

Star

The focus of the Star Rank is an introduction to the responsibilities of leadership. In order to be eligible for this conference, you must do the following:

A. SCOUT SPIRIT

1. PARTICIPATION

Active participation is mandatory. To be eligible for the Star rank, you must attend and actively participate in 80 percent of all scheduled Troop Meetings since you earned the rank of First Class. At his sole discretion, the Scoutmaster may grant an excused absence.

You must also actively participate in at least three of the six Annual Monthly Campouts scheduled by the troop unless an excused absence is granted at the sole discretion of the Scoutmaster.

If invited, you **MUST** attend the Annual Leadership Weekend, unless an excused absence is granted at the sole discretion of the Scoutmaster.

2. UNIFORM

A First Class scout openly demonstrates Scout Spirit. He must set the example of quality leadership by wearing the Class A uniform at Troop Meetings, Courts of Honor, and other formal occasions. He wears the Class B uniform on campouts, outdoor activities, and other informal occasions.

B. LEADERSHIP

1. ELIGIBILITY

- A. To be eligible for the Star rank, the following leadership positions will qualify: Patrol Leader and Den Chief
- B. If you serve as a Den Chief, you are expected to serve with the Den for both the Fall and Spring semesters until May or the Crossover Ceremony, whichever occurs first.
- C. Provide a written statement (preferably typed) listing your goals for your leadership position.



2. RESULTS

- A. Provide a written statement from your Patrol Advisor/Den leader describing your leadership skills and the results of your accomplishments.
- B. Provide a written statement of separate paragraphs describing these results of your experience:
 - (1) Good Actions
 - (2) Bad Actions
 - (3) Lessons Learned

Present this statement to the Staff Patrol Advisor for his review prior to scheduling your Scoutmaster Conference.

C. MERIT BADGES

Provide a written list (preferably typed) of all merit badges you have earned. Include the date earned.

D. SERVICE TO OTHERS

Provide a written list (preferably typed) of the dates and times of your participation in at least six hours of Service Projects. Describe your participation.

When you have completed all of the written requirements, give them to the Scoutmaster for review. If acceptable, the Scoutmaster will then schedule a Conference for oral discussion.

SCOUT: _____

PARENT: _____

DATE: _____

BOARD OF REVIEW SHEET: STAR

NAME: _____ DATE OF BOARD: _____

You must be in full Class "A" uniform, including merit badge sash, when appearing before your Board of Review. Bring your Boy Scout Handbook and this sheet with the appropriate blank(s) filled in. The following are the minimum requirements for this Scout rank. In addition, you may be asked questions about or to demonstrate your proficiency of the requirements for the rank of Scout, Tenderfoot, Second Class and First Class. A thorough review of the applicable portions of your Boy Scout Handbook will prepare you for your board.

1. Repeat the Scout Oath and Law.
2. Be prepared to describe the Scout badge.
3. Explain Scout Spirit and give an example of how you have demonstrated Scout Spirit recently.
4. Give a brief account of your service project work hours. These projects must be approved by your Scoutmaster. (This must be work accomplished outside of regularly scheduled Troop activities.)
5. Give a brief account of your accomplishments in your leadership Position of:

6. The way you live up to the Scout Oath will show what kind of man you are aiming to become. Briefly tell how you have lived up to the Scout Oath.
7. Be prepared to explain the two Troop meetings and weekend campout event you planned and supervised. DATES: _____, _____
8. Since Merit Badges are usually technical in their content, the review at this time is only a check to be sure the requirements were met. Be prepared to answer questions related to any Merit Badge listed below. List the six Merit Badges you are using for this Scout rank.

Eagle required: _____ Eagle required: _____

Eagle required: _____ Optional: _____

Eagle required: _____ Optional: _____

() Approved
() Disapproved with reason: _____

BOARD CHAIRMAN

MEMBER

MEMBER



BOARD OF REVIEW PARTICIPATION SHEET FOR STAR RANK

ONE OF THE REQUIREMENTS FOR THE RANK OF STAR SCOUT IS TO HAVE PLANNED AND SUPERVISED TWO TROOP MEETINGS AND ONE WEEKEND CAMPOUT EVENT.

THIS SHEET MUST BE SIGNED, WHERE NOTED, BY AN ADULT LEADER IN THE TROOP AND MUST BE BROUGHT TO THE BOARD OF REVIEW BY THE SCOUT.

I PLANNED AND SUPERVISED THE FOLLOWING TWO TROOP MEETINGS:

_____ DATE _____
TOPIC **DATE**

ADULT LEADER SIGNATURE

_____ DATE _____
TOPIC **DATE**

ADULT LEADER SIGNATURE

I PLANNED AND SUPERVISED THE FOLLOWING WEEKEND CAMPOUT EVENT:

_____ DATE _____
EVENT **DATE**

ADULT LEADER SIGNATURE



TROOP 285

SCOUTMASTER CONFERENCE

Life

The focus of the Life Rank is to provide the scout with ample opportunities to demonstrate Scout Spirit, to strengthen his leadership skills, and to prepare him for the achievement of Eagle Scout. In order to be eligible for this conference, you must do the following:

A. SCOUT SPIRIT

1. PARTICIPATION

Active participation is mandatory. To be eligible for the Life rank, you must attend and actively participate in 80 percent of all scheduled Troop Meetings since you earned the rank of Star Scout. At his sole discretion, the Scoutmaster may grant an excused absence.

You must also actively participate in at least three of the six Annual Monthly Campouts scheduled by the troop unless an excused absence is granted at the sole discretion of the Scoutmaster.

If invited, you **MUST** attend the Annual Leadership Weekend, unless an excused absence is granted at the sole discretion of the Scoutmaster.

2. UNIFORM

A Star scout openly demonstrates Scout Spirit. He must set the example of quality leadership by wearing the Class A uniform at Troop Meetings, Courts of Honor, and other formal occasions. He wears the Class B uniform on campouts, outdoor activities, and other informal occasions.

B. LEADERSHIP

1. ELIGIBILITY

A. To be eligible for the Life rank, you must qualify and serve as a leader in one of the positions listed in your Handbook.

B. Provide a written statement (preferably typed) listing your goals for your leadership position.

2. RESULTS

A. Provide a written statement from your Patrol Advisor describing your leadership skills and the results of your accomplishments.

- B. Once a Scout starts attending TLC Meetings, he is now in a Troop leadership role and his participation and ideas are important to the Troop's success. To demonstrate his participation, he must perform the following prior to his next Board of Review:
- (1) Scout must organize/host/run two Troop meetings.
 - (2) Scout must organize/run one campout activity, i.e., Day Program, Campfire or Church Service.
 - (3) Scout must provide a note from the Program Corps Advisor attesting to the completion of this requirement.
- C. Provide a written statement from your Patrol Advisor/Den leader describing your leadership skills and the results of your accomplishments.
- D. Provide a written statement of separate paragraphs describing these results of your experience:
- (1) Good Actions
 - (2) Bad Actions
 - (3) Lessons Learned

Present this statement to the Staff Patrol Advisor for his review prior to scheduling your Scoutmaster Conference.

- E. Provide a written statement expressing why you should be awarded the rank of Life Scout.

MERIT BADGES

Provide a written list (preferably typed) of all merit badges you have earned.

D. SERVICE TO OTHERS

Provide a written list (preferably typed) of the dates and times of your participation in at least six hours of Service Projects. Describe your i participation.

When you have completed all of the written requirements, give them to the Scoutmaster for review. If acceptable, the Scoutmaster will then schedule a Conference for oral discussion.

SCOUT: _____

PARENT: _____

DATE: _____

BOARD OF REVIEW SHEET: LIFE

Name: _____ Date of Board: _____

You must be in full Class "A" uniform, including merit badge sash, when appearing before your Board of Review. Bring your Boy Scout Handbook and this sheet with the appropriate blank(s) filled in. The following are the minimum requirements for this Scout rank. In addition, you may be asked questions about or to demonstrate your proficiency of the requirements for the rank of Scout, Tenderfoot, Second Class, First Class and Star. A thorough review of the applicable portions of your Boy Scout Handbook will prepare you for your board.

1. Repeat the Scout Oath and Law.
2. Be prepared to describe the Scout Badge.
3. Explain Scout Spirit and give an example of how you have demonstrated Scout Spirit recently.
4. Give a brief account of your service project work hours. These projects must be approved by your Scoutmaster. (This must be one or more service projects totaling at least 6 hours of work.)
5. There is a major difference between the service required for Star and Life and that required for Eagle. In the first two, you can be a follower. For Eagle, you must be a leader. You must plan, develop and give leadership to a project of help to your church, school or community. The project must be of value when finished. Explain to the board why you feel you are now prepared to begin an Eagle project.
6. Give a brief account of your accomplishments in your Leadership Position of:

7. The ideals of the Scout Law are high. And they are meant to be! By doing your best to live up to the Scout Law, you are a Scout. If you willfully break the Scout Law, you fail as a Scout. Tell the board how you rate yourself as a Scout.
8. Be prepared to explain the two Troop meetings and the weekend campout event you planed and supervised. Dates: _____, _____, _____
9. Since Merit Badges are usually technical in their content, the review at this time is only a check to be sure the requirements were met. Be prepared to answer questions related to any Merit Badge listed below. List the six Merit Badges you are using for the Scout Rank. The six Merit Badges you used to qualify for Star Rank cannot be listed for the Life rank. You must have seven of the Mandatory Eagle Badges at this time.

Eagle required: _____ Eagle required: _____

Eagle required: _____ Eagle required: _____

Optional: _____ Optional: _____

- () Approved
() Disapproved with reason:

BOARD CHAIRMAN: _____



BOARD OF REVIEW PARTICIPATION SHEET FOR LIFE RANK

ONE OF THE REQUIREMENTS FOR THE RANK OF LIFE SCOUT IS TO HAVE PLANNED AND SUPERVISED TWO TROOP MEETINGS AND ONE WEEKEND CAMPOUT EVENT.

THIS SHEET MUST BE SIGNED, WHERE NOTED, BY AN ADULT LEADER IN THE TROOP AND MUST BE BROUGHT TO THE BOARD OF REVIEW BY THE SCOUT.

SINCE BECOMING A STAR SCOUT, I HAVE PLANNED AND SUPERVISED THE FOLLOWING TWO TROOP MEETINGS:

_____	_____
TOPIC	DATE

ADULT LEADER SIGNATURE	

_____	_____
TOPIC	DATE

ADULT LEADER SIGNATURE	

SINCE BECOMING A STAR SCOUT, I HAVE PLANNED AND SUPERVISED THE FOLLOWING WEEKEND CAMPOUT EVENT:

_____	_____
EVENT	DATE

ADULT LEADER SIGNATURE	

